

Syncthing

Starting with Batocera **v33**, files can be synchronized across multiple devices using [Syncthing](#). A good use case is to enable synchronization of your saved games, so that you can start a game in the morning on your Odroid Go Advance, resume your game on your PC in the afternoon, and finish up your game on your Raspberry Pi in the evening, all with the same saves.

The beauty of this solution is that you don't necessarily need a cloud storage account, nor a central NAS storage location, and it works not only over your local network, but also across the Internet. You can synchronize your saves from your home Raspberry Pi to your Odroid Go Advance while you play in the office (yeah, it's your lunch break, you're allowed to relax a bit at this office, we don't mind ;)).

Disclaimers

- There is a risk that you lose the files that are getting synchronized, or an important save file might be overwritten by a Batocera node with an incompatible format. **Batocera takes no responsibility for this, you're on your own and are fully responsible if you lose data with this process.** Make backups for important files, always.
- Savestates may not be compatible between major versions of Batocera. Most emulators change the way their savestates are created with major version bumps, and are thus incompatible with savestates made on major older/newer versions of the emulator. Always make a regular save every once in a while, this too applies to when using savestates regularly.
 - As an extension to this, the way savestates are created across platforms may be incompatible as well. For instance, the ARM version of GenesisGXPlus's savestates are not compatible with the x86_64 version of GenesisGXPlus.
 - It should go without saying, when syncing savestates ensure that both systems have the same emulator selected. Certain platforms may have a different default emulator for a given system.

Cluster configuration

- If you have a machine that is up 24/7, like a NAS or a personal server, you can install Syncthing on this machine, and put it in your Syncthing cluster. As it is always up, your Batocera machines will synchronize with this central server. For example, an [OpenMediaVault](#) NAS could act as a cluster, with Syncthing running in a Docker container.
- If you don't have a machine running 24/7, when you synchronize files across two Batocera nodes (or more), you need to make sure both of them are up and running during the file synchronization processes.
- The process is the same if you have 3 or more nodes. Each node will synchronize their local content with the other peers in the cluster, once correctly configured.

Initial setup

First, you need to enable Syncthing on all the Batocera machines you want to use for saves synchronization. On each Batocera machine, edit the `batocera.conf` file and add:

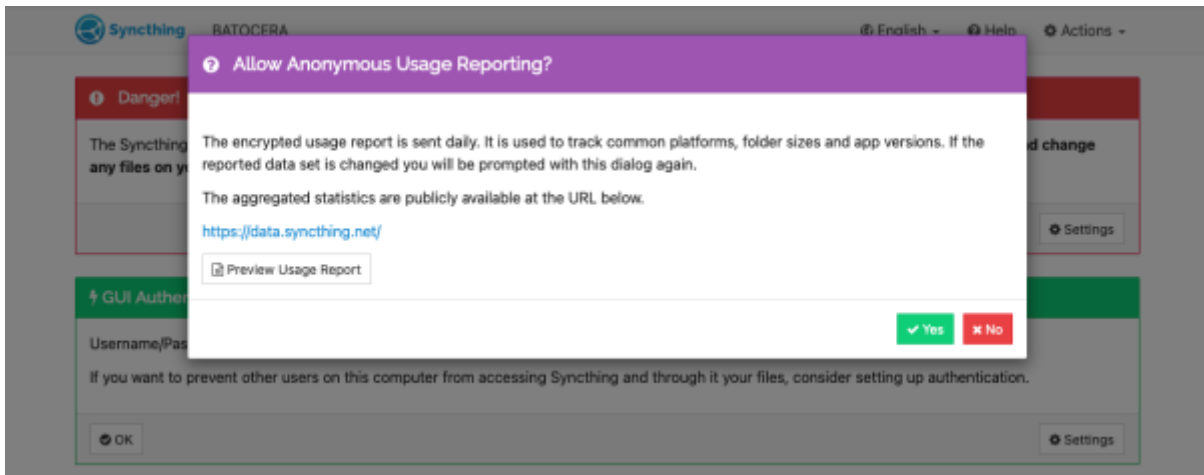
```
system.syncthing.enabled=1
```

Once this is done, reboot your Batocera. When your Batocera is back up, on another computer on your local network open a web browser to <http://batocera:8384> (where "batocera" is the IP address of your machine, if the DNS is not up).

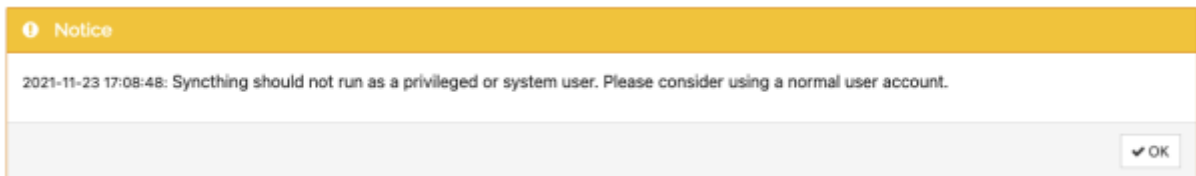
You will have a Synthing web UI where the configuration process start.

First, a few housekeeping items:

- do you allow to share encrypted usage data with Syncthing (Yes/No). Fully optional, and this data won't ever be shared with Batocera in any way, shape or form.

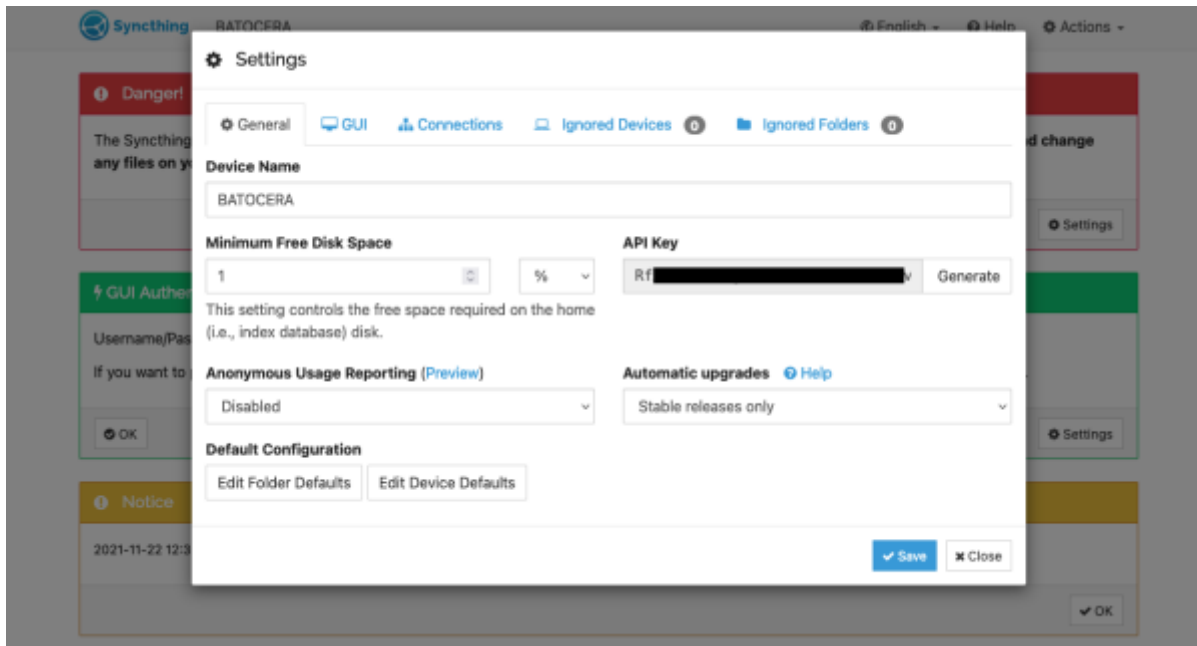


- A warning that the process should not run as a privileged user. At the moment, this is a limitation you need to accept to use Syncthing on Batocera.

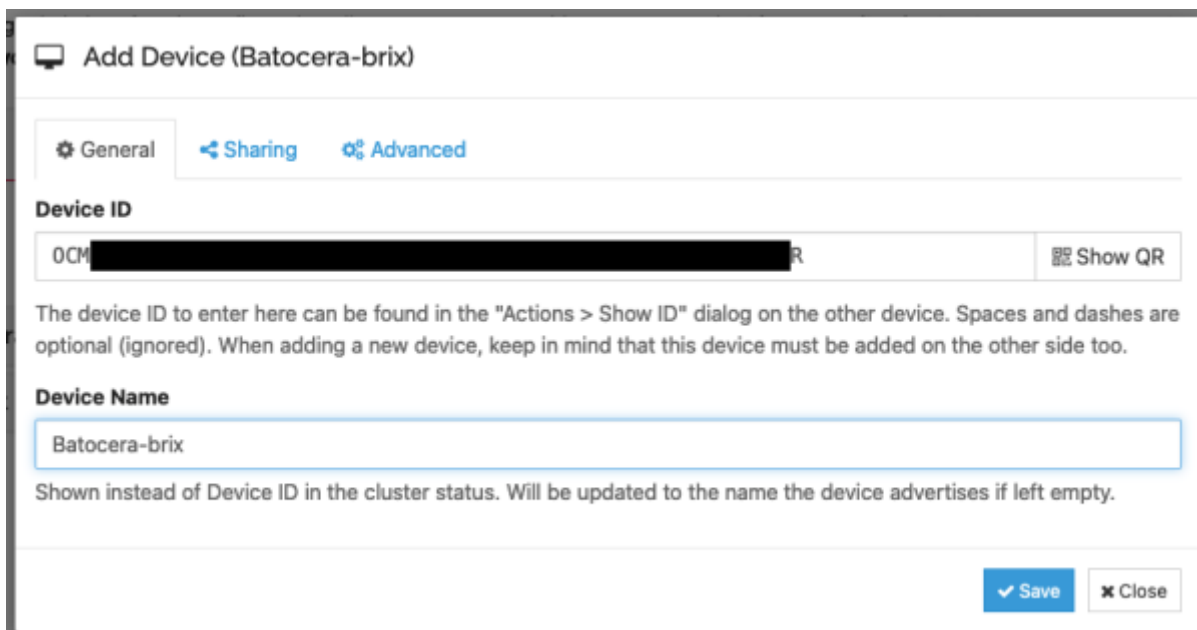


Now let's move on to the configuration:

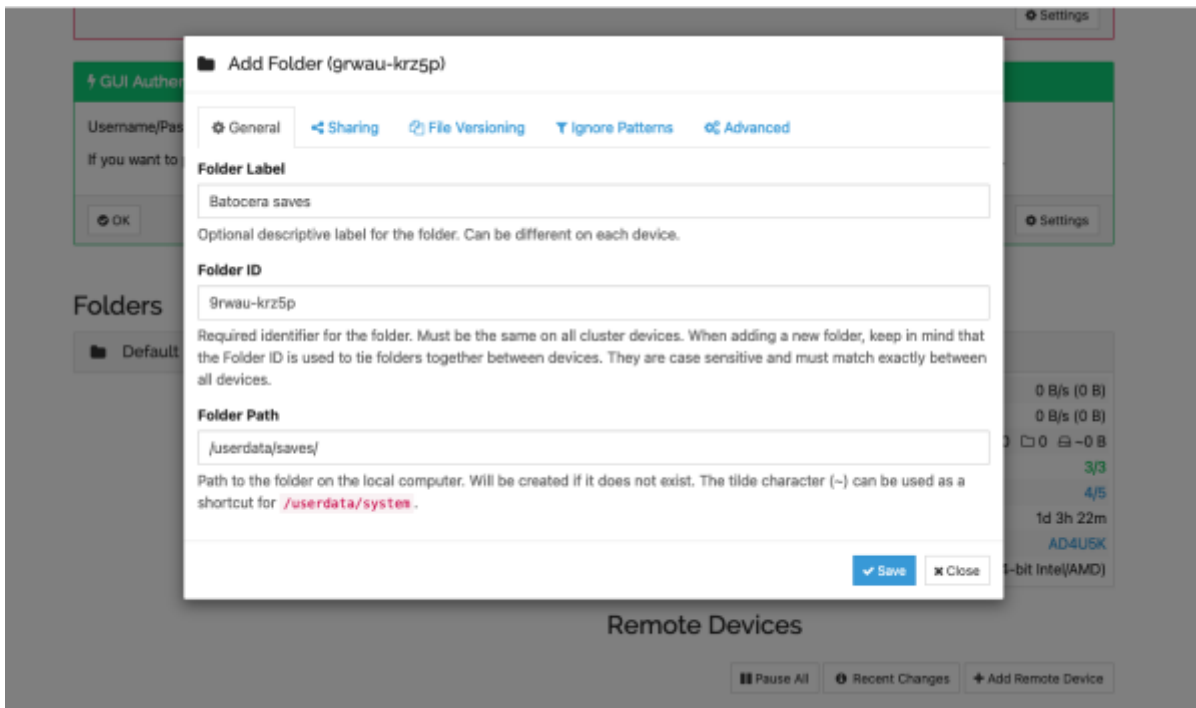
- Settings: this is the main page where you can define a Syncthing name for your Batocera unit, and on the GUI tab you can put a login/password to protect access to this web configuration page on <http://batocera:8384>. I would strongly encourage you to put a login and password in there.



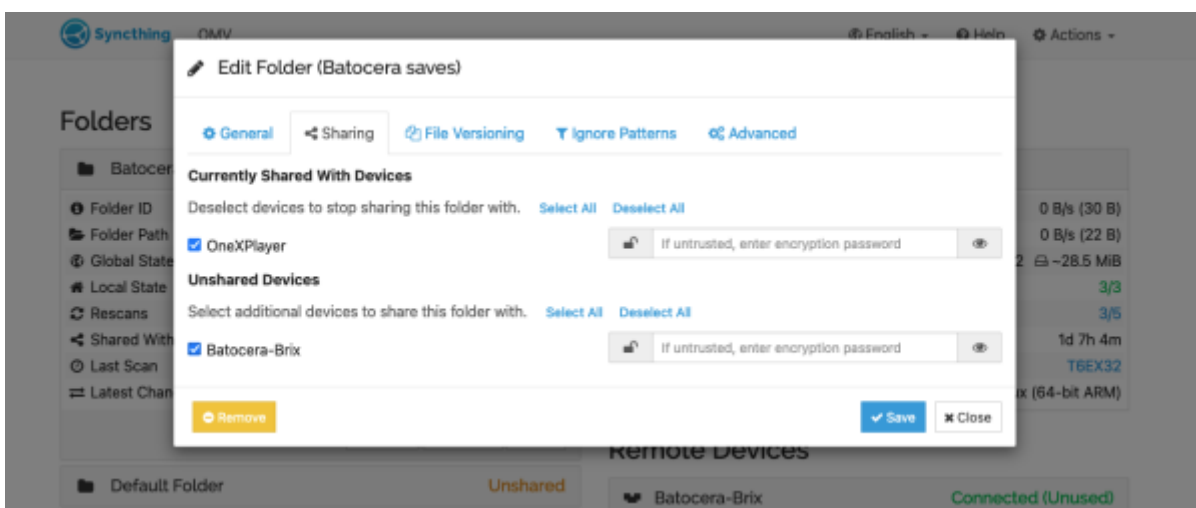
- Once you have this basic setup done on at least two Syncthing nodes (i.e. two Batocera machines with Syncthing on, or a Batocera + your central server for saves), you can create a cluster of Syncthing nodes, by telling each node which are the other machines where you want to share your saved files. You can add a friendly name for each machine, internally Syncthing identifies them with a self-generated DeviceID.



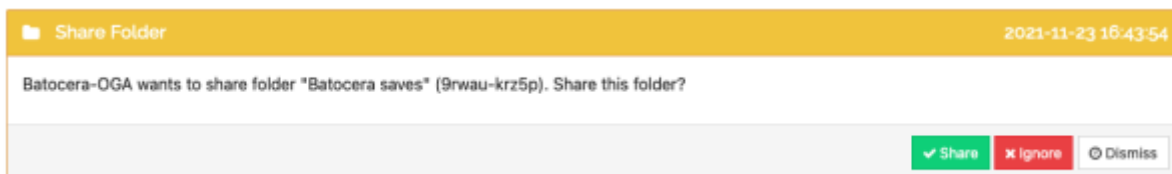
- Now that we have our cluster of Syncthing nodes, we can configure the folders that need to be synchronized across them. In our example here, we want to synchronize the games save files in /userdata/saves/. Be mindful of the folderID that is provided here. I kept the default one assigned by Syncthing, but you can put your own. What is important is that you keep the same folderID for all nodes in the cluster.



- Then on the “sharing” tab of the same screen, you can select all the nodes you want to synchronize this Batocera saves folder with.




- You need to repeat that on all nodes, but if your nodes are on the same network, they might be auto-discovered and announce their shared folders to the other nodes to provide a one-click easy addition.



- If you run Batocera on a PC x86_64, as well as other SBC, there might be save folders you want to ignore for the synchronization. Typically, flatpak and Windows games aren't necessary on a SBC and eat up quite a lot of storage. So, you can define some patterns that you want to ignore. On my PC x86_64, I put flatpak/ and windows/ to ignore these folders, without deleting

them. On my SBC, I put (?d)flatpak/ and (?d)windows/ with (?d) meaning that the directories **can be deleted** if they are deleted in the syncthing cluster. **Be careful** with this option, if used incorrectly you may lose data.

 Edit Folder (Batocera saves)

[General](#) [Sharing](#) [File Versioning](#) **Ignore Patterns** [Advanced](#)

Enter ignore patterns, one per line.

```
(?d)windows/
(?d)flatpak/
```

Quick guide to supported patterns ([full documentation](#)):

- (?d)** Prefix indicating that the file can be deleted if preventing directory removal
- (?i)** Prefix indicating that the pattern should be matched without case sensitivity
- !** Inversion of the given condition (i.e. do not exclude)
- *** Single level wildcard (matches within a directory only)
- **** Multi level wildcard (matches multiple directory levels)
- //** Comment, when used at the start of a line

Editing /userdata/saves/.stignore.

[Remove](#) [Save](#) [Close](#)

- Once the shares are configured, you should see on the UI a progress for the initial synchronization. Depending on the size of your shared files, it might take some time, but you can follow the process on this screen.

Folders

Batocera saves Syncing (3%, 1.4 GiB)

Folder ID	9rwau-krz5p
Folder Path	/saves/Batocera saves
Global State	📄 26,649 📁 2,204 🗄 ~1.44 GiB
Local State	📄 833 📁 2,203 🗄 ~45.6 MiB
Out of Sync Items	25,818 items, ~1.4 GiB
Rescans	🕒 1h 👁 Enabled
Shared With	Batocera-Brix, OneXPlayer
Last Scan	2021-11-23 16:35:02
Latest Change	Updated b93db67024251f7f6cd837653124717d5...

⏸ Pause 🔄 Rescan ✎ Edit

Default Folder Unshared

Operational running

- At any given time, you can check the status of the synchronization across the cluster of Syncthing nodes on any of them with this screen.

Remote Devices

Batocera-OGA Syncing (10%, 1.3 GiB)

OMV Syncing (32%, 1,006 MiB)

⏸ Pause All 📄 Recent Changes ➕ Add Remote Device

- Right now, when a new save file is added, or when a save file is updated on a node, you need to “reload gamelists” from the main menu to see the new save files and save screenshots updated in EmulationStation.

Manual execution

Here are a few handy SSH commands:

- **Run sync:** `/usr/bin/syncthing serve --no-browser --logfile=default`
- **Open the Syncthing UI in Batocera:** `/usr/bin/syncthing -browser-only`
- **Open the Syncthing command line via SSH:** `/usr/bin/syncthing --gui-address http://0.0.0.0:8384`
- **Run the background service manually:** `/usr/bin/syncthing serve --no-browser -no-restart --logflags=0`

From:

<https://wiki.batocera.org/> - **Batocera.linux** - Wiki

Permanent link:

<https://wiki.batocera.org/syncthing?rev=1643004540>

Last update: **2022/01/24 06:09**

