

# Sony PlayStation

The PlayStation (frequently referred to in shorthand as the PS1, PSOne or its codename PSX, not to be confused with [the actual PSX](#)) is a fifth generation console released by [Sony Computer Entertainment](#) on December 3, 1994 in Japan and September 9, 1995 in the US. It was retailed for \$299.99. It had a R3000 CPU (which was used by NASA for a space craft to take pictures of Mars because of its reliability) at 33.8688 MHz with 2MB of RAM and 1MB of VRAM. It used a proprietary MDEC video compression unit, which is integrated into the CPU, allowing for playback of full motion video at a higher quality than other consoles of its generation. It also had a superior digital-to-analog converter than most CD players at the time.

It was a commercial success, partly due to Sony encouraging third-party developers with affordable dev-kits, being relatively easy to program for (compared to others at the time) and because its CD-based media was cheaper than the competition.



## Quick reference table

| Emulators                             | Folder | Accepted ROM formats  | BIOS files   | BIOS required?               | Configuration via                       |
|---------------------------------------|--------|---|--|------------------------------|---|
| <a href="#">DuckStation</a>           | psx    | .cue .img<br>.mdf .pbp<br>.toc .cbn<br>.m3u .ccd<br>.chd .iso | psxonpsp660.bin<br>scph101.bin<br>scph1001.bin<br>scph5500.bin<br>scph5501.bin<br>scph5502.bin<br>scph7001.bin | Optional, some games require | EmulationStation and duckstation-config |
| <a href="#">Libretro/mednafem psx</a> | psx    | .cue .pbp<br>.toc .m3u<br>.ccd .chd                           | psxonpsp660.bin<br>scph5500.bin<br>scph5501.bin<br>scph5502.bin  | Optional, some games require | EmulationStation and RetroArch          |
| <a href="#">Libretro/PCSX ReARMed</a> | psx    | .bin .cue<br>.img .mdf<br>.pbp .toc<br>.cbn .m3u<br>.ccd .chd | psxonpsp660.bin<br>scph101.bin<br>scph1001.bin<br>scph5501.bin<br>scph7001.bin                                 | Optional, some games require | EmulationStation and RetroArch          |
| <a href="#">Libretro/SwanStation</a>  | psx    | .cue .img<br>.mdf .pbp<br>.toc .cbn<br>.m3u .ccd<br>.chd .iso | psxonpsp660.bin<br>scph101.bin<br>scph1001.bin<br>scph5500.bin<br>scph5501.bin<br>scph5502.bin<br>scph7001.bin | Optional, some games require | EmulationStation and RetroArch          |

## BIOS

The BIOS files aren't strictly required for emulation, but can dramatically improve compatibility and accuracy. As a replacement for any of the first 3 BIOS files mentioned above, it is also possible to use the PSXONPSP660.bin BIOS. This BIOS comes from the PSP, is region-free and can sometimes offer better performance. Their md5 checksums and expected paths are as follows:

| MD5 checksum                     | Share file path      | Description                      |
|----------------------------------|----------------------|----------------------------------|
| c53ca5908936d412331790f4426c6c33 | bios/psxonpsp660.bin | Extracted from a PSP             |
| 6e3735ff4c7dc899ee98981385f6f3d0 | bios/scph101.bin     | Version 4.4 03/24/00             |
| dc2b9bf8da62ec93e868cfd29f0d067d | bios/scph1001.bin    | Version 2.0 05/07/95             |
| 8dd7d5296a650fac7319bce665a6a53c | bios/scph5500.bin    | PS1 JP BIOS                      |
| 490f666e1afb15b7362b406ed1cea246 | bios/scph5501.bin    | Version 3.0 11/18/96 PS1 US BIOS |
| 32736f17079d0b2b7024407c39bd3050 | bios/scph5502.bin    | PS1 EU BIOS                      |
| 1e68c231d0896b7eadcad1d7d8e76129 | bios/scph7001.bin    | Version 4.1 12/16/97             |

## ROMs

PlayStation ROMs typically come in the modern .cue/.bin format. The .cue sheets contain the metadata of where the 'data tracks' on the disc are physically located, and the .bin files are the actual data. They must retain the same filename (the .cue file is just a text file that points to the .bin file) and be in the same directory to function together. When loading PSX ROMs, be sure to select the .cue file, not the .bin file. Some games may work (with glitches) with just the .bin file loaded, but most don't. Refer to [CD image formats](#) for more info.

Older PlayStation ROMs may have been ripped in .iso image format, which is a direct representation of the data on the disc. Some emulators are incompatible with this format. This format typically only allows loading the first .bin file, and no others. In order to properly use the ROM like this, get the .img file and [pair it with its CUE sheet](#). There are tools that can do this automatically for you.

.pbp is a proprietary format made by Sony to store PlayStation games (even multi-disc ones) in a compressed format for their PS1-on-PSP downloadable content games. There are tools to convert to and from this format. Using this format is **not** recommended as it can cause issues with certain games.

The .cue and .bin files are combined when compressed into a [CHD](#) file, so only the .chd file needs to be present and loaded. This is the recommended format.

Place your Sony PlayStation ROMs in /userdata/roms/psx/.

## Playing PAL copy-protected games

PAL copy protected games need a SBI subchannel file next to the .bin/.cue/.chd files in order to get past the copy-protection. For example:

```
Game (Europe).bin
```

Game (Europe).cue

Game (Europe).sbi



For proper PAL game compatibility, DuckStation should be set to show the BIOS animation, PCSX-ReARMED should be set to skip the BIOS animation (unless using a real BIOS) and Mednafen should be set to skip the BIOS animation (unless using a real BIOS).

## Multi disc games

To automatically load the next disc of a game, you can use a .m3u playlist file. To make one, simply create a text file with the same filename as your intended game name (it could be anything, really). Within that text file, write the names of the .cue sheets or .chd files for your game discs. For instance, if your game's .cue sheets were structured like

```
roms/  
└─ psx/  
    └─ Final Fantasy VII (Disc 1).cue  
    └─ Final Fantasy VII (Disc 1).bin  
    └─ Final Fantasy VII (Disc 2).cue  
    └─ Final Fantasy VII (Disc 2).bin  
    └─ Final Fantasy VII (Disc 3).cue  
    └─ Final Fantasy VII (Disc 3).bin
```

you would put the following as text into the Final Fantasy VII.m3u text file:

### Final Fantasy VII.m3u

```
Final Fantasy VII (Disc 1).cue  
Final Fantasy VII (Disc 2).cue  
Final Fantasy VII (Disc 3).cue
```

Save the text file with the file extension .m3u and place it in the psx folder along with the game's discs. When you get to the end of that disc, the next disc will be automatically loaded. If this fails, you can utilize Retroarch's 'Disc Control' menu in the Quick Menu (Hotkey+South button in-game) to eject a disc and insert another (Swap Disc is for legacy purposes and should not be used). Refer to [multi-disc games](#) for more info.

## Emulators

### DuckStation

[DuckStation](#) is focused on playability, speed, and long-term maintainability. The goal of the emulator is to be as accurate as possible while maintaining performance on a broad range of devices. "Hack"

options are discouraged, and the default configuration should support all playable games with only some of the enhancements having compatibility issues. 64-bit CPUs are required for recompiler support for maximum performance.

Batocera uses the latest standalone version of Duckstation. Performs well on lower end x86\_64 systems.

### Configuration

| ES option name and batocera.conf line                                       | Description  | Recommendation  |
|---|--|---|
| <b>VULKAN THREADED</b><br><code>psx.duckstation_threadedpresentation</code> | Turns on threaded rendering for Vulkan. Presents frames on a background thread when fast-forward or V-sync is disabled. Considerably improves performance. | <b>ON</b> 1 If using V-sync, only improves fast-forward so it is safe to leave it on.             |
| <b>VSYNC</b> <code>psx.duckstation_vsync</code>                             | Turns on V-sync to avoid screen tearing. Introduces a negligible amount of input delay. Significant performance cost.                                      | 1 Only should be disabled if experiencing slowdown.   |
| <b>FRAME SKIP</b> <code>psx.duckstation_frameskip</code>                    | Skips frames to improve performance. Values: 0 for off, 1 for on.  | 0 Can cause motion sickness if enabled, only use if the game is unplayable without it.            |
| <b>SHOW BIOS BOOTLOGO</b><br><code>psx.duckstation_PatchFastBoot</code>     | Enhancement. Skips the BIOS boot animation. Some games require the animation to function correctly, most can skip it fine. 1 to skip, 0 to show.           | 0 Duckstation uses the official BIOS, some games look for this specific animation before booting. |
| <b>VIDEO RESOLUTION</b><br><code>psx.duckstation_resolution_scale</code>    | Enhancement. Multiplies the internal rendering resolution. Extreme performance cost. Values: 1 through 16.   | 1 for native, higher for a clearer image.   |

| ES option name and batocera.conf line                                   | Description  | Recommendation   |
|---|--|--|
| <b>ANTI-ALIASING (MSAA/SSAA)</b><br><b>psx.duckstation_antialiasing</b> | Enhancement. Applies <a href="#">MSAA</a> or <a href="#">SSAA</a> to smooth out jagged edges on 3D object polygons. Most noticeable at lower resolutions. Does not affect textures. The sharp edges of polygons are usually masked by the blurry video output of the PSX, but digital displays may feature them more prominently. This can alleviate that. The PSX does not have any native anti-aliasing. Enabling this can cause rendering errors. Cheaper than multiplying the rendering resolution, but not by much. Values: 1 for native, 2 for 2x MSAA, 4 for 4x MSAA, 8 for 8x MSAA up to 32 for 32x MSAA. Then, 2-ssaa for 2x SSAA, 4-ssaa for 4x SSAA up to 32-ssaa for 32x SSAA. | 1 for an authentic experience, higher values for clearer 3D objects.   |
| <b>TEXTURE FILTERING</b><br><b>psx.duckstation_texture_filtering</b>    | Enhancement. Applies <a href="#">texture filtering</a> to all textures. Minimal performance cost. Values: Nearest for native, Bilinear, BilinearBinAlpha for bilinear (no edge blending), Jinc2, Jinc2BinAlpha, xBR or xBRBinAlpha.  | Nearest for an authentic experience, Bilinear for a "neutral" improvement (think N64), xBR/Jinc2 for smart upscaling (subjective improvement). |
| <b>CROP MODE</b> <b>psx.duckstation_CropMode</b>                        | Zooms in the display to hide black borders. Not all PSX games have the same sized black borders. Values: None, Overscan, Borders.  | Overscan, unless you know the game has thicker borders than usual.   |
| <b>WIDESCREEN HACK</b><br><b>psx.duckstation_widescreen_hack</b>        | Enhancement. Widescreen hack. Very glitchy. Only works when using a 16:9 video mode <b>and</b> with bezels (decorations) disabled. 0 for disabled, 1 for enabled.  | 0 Recommended to use game patches instead. Some games natively support 16:9 in their in-game options.  |

| ES option name and batocera.conf line                     | Description   | Recommendation   |
|---|---|--|
| <b>CONSOLE REGION</b><br>psx.duckstation_region           | Changes the region of the emulated console. Region-locking is disabled so setting this isn't necessary, but some games will run at weird framerates if using out-of-region consoles. Values: PAL, NTSC-U or NTSC-J. | Auto, as in delete the line. Duckstation will detect and switch to the right region unless specified otherwise.    |
| <b>FORCE 60HZ</b> psx.duckstation_60hz                    | Enhancement. Forces 50Hz PAL games to run at 60Hz. Has issues with certain games that tie framerate to logic, but most games (ones that use a variable FPS) should be fine.   | 0  |
| <b>CUSTOM TEXTURES</b><br>psx.duckstation_custom_textures | Enhancement. Uses the hi-res texture pack for the game, if any. 0 for off, normal to load from disk as needed, preload to load textures into RAM first (increases boot time).                                       | 0, though safe to leave on if no texture pack is present.  |
| <b>RUMBLE</b> psx.duckstation_rumble                      | Activates rumble on supported controllers. Requires the Dualshock controller, Namco GunCon or NeGcon and a compatible game.   | 1 Safe to leave enabled.   |
| <b>DPAD TO JOYSTICK</b><br>psx.duckstation_digitalmode    | Activates Joystick to D-pad, allowing the Joystick to function as a virtual D-pad. Useful for games that only support the digital controller. 1 to enable.  | 0 Turn on for games that use digital only.   |
| <b>MULTITAP</b> psx.duckstation_multitap                  | Enables multitap for the specified port(s). Values: Disabled, Port1Only, Port2Only or BothPorts.  | Disabled, not all games utilized it and may have issues with it on. Generally safe to leave on for port 2, though. |
| <b>CONTROLLER 1 TYPE</b><br>psx.duckstation_Controller1   | Refer to <a href="#">Controls</a> . Values: None, DigitalController, AnalogController, AnalogJoystick, NamcoGunCon, PlayStationMouse or NeGcon.   | DigitalController, unless you know your game supports a later controller.  |
| <b>CONTROLLER 2 TYPE</b><br>psx.duckstation_Controller2   | Same as above but for port 2.   | Same as above.   |





Other configuration settings must be configured from within Duckstation's standalone emu-config (F1 on the systems menu > Applications).


## Libretro/Mednafen PSX

[Beetle PSX](#) is a standalone fork of Mednafen PSX to the Libretro API. Offers a lot of options to enhance graphics and geometry. Highly recommended for x86\_64 systems with a decent GPU.

### Configuration

| ES option name and batocera.conf line   | Description   | Recommendation  |
|---|---|---|
| <b>SHOW BIOS BOOTLOGO</b><br><code>psx.beetle_psx_skip_bios</code>            | Enhancement. Skip the BIOS animation when starting content.   | disabled. Can be enabled but some games may have issues, notably <a href="#">copy protected PAL games</a> .                                       |
| <b>OVERCLOCKING (HEAVY CPU)</b><br><code>psx.beetle_psx_cpu_freq_scale</code> | Enhancement. Enable overclocking (or underclocking) of the emulated PSX's CPU. The default frequency of the MIPS R3000A-compatible 32-bit RISC CPU is 33.8688 MHz; running at higher frequencies can eliminate slowdown and improve frame rates in certain games at the expense of increased performance requirements. Values: 50%, 60%, 70% all the way up to 160%. Exception: 100%(native). | 100%(native). Overclocking can lead to audio and video desynchronization on certain games, underclocking can improve performance on weak devices. |
| <b>VIDEO RESOLUTION</b><br><code>psx.beetle_psx_internal_resolution</code>    | Enhancement. <a href="#">Increases the rendering resolution for 3D geometry</a> . 2D elements are generally unaffected by this setting from the core's perspective. Significant performance cost. Values: 1x(native), 2x, 4x, 8x or 16x.  | 1x(native). Although not exact, set to 4x for 1080p resolution.   |
| <b>WIDESCREEN HACK</b><br><code>psx.beetle_psx_widescreen_hack</code>         | Enhancement. Forces content to be rendered with an aspect ratio of 16:9. Produces best results with fully 3D games. Can cause graphical glitches or alignment/stretching issues in games that mix 3D and 2D elements.   | disabled<br>Recommended to use game patches instead. Some games natively support 16:9 in their in-game options.                                   |

| ES option name and batocera.conf line  | Description   | Recommendation   |
|--|---|--|
| <b>FRAME DUPING (SPEED UP)</b><br><code>psx.beetle_psx_frame_duping</code>         | Enhancement. When enabled, provides a small performance increase by redrawing/reusing the last rendered frame (instead of presenting a new one) if the content of the current frame is unchanged based on the internal fps heuristic.   | disabled, enabling may cause inaccurate behavior or lost animation frames.   |
| <b>CPU DYNAREC (SPEED UP)</b><br><code>psx.beetle_psx_cpu_dynarec</code>           | Dynamically recompile CPU instructions to native instructions. Much faster than interpreter, but CPU timing is less accurate, and may have bugs. Extreme performance cost if disabled. Values: disabled for native interpreter, execute for max performance, execute_once for cycle-timing check or run_interpreter for lightrec interpreter.   | disabled, only enable if on a weak device.   |
| <b>DYNAREC CODE INVALIDATION</b><br><code>psx.beetle_psx_dynarec_invalidate</code> | Switches between full invalidation mode and DMA only mode. DMA only mode is slightly faster, however some games require full invalidation to run correctly. This option has no effect when beetle_psx_cpu_dynarec is not enabled. Values: full or dma   | full, only use dma on weak devices.  |
| <b>MULTITAP</b> <code>psx.multitap_mednafen</code>                                 | Enables/Disables multitap functionality and allows up to 8 players. Values: disabled, port1, port2, port12 for two multi-taps.  | disabled, not all games utilized it and may have issues with it on. Generally safe to leave on for port 2, though. |
| <b>CONTROLLER 1 TYPE</b><br><code>psx.beetle_psx_controller1</code>                | Refer to <a href="#">Controls</a> . Values: 1 for digital controller, 261 for analog controller, 517 for dualshock controller, 773 for  analog flystick, 260 for  Namco GunCon, 1029 for  neGcon or 258 for  PlayStation Mouse. | 1, unless you know your game supports a later controller.  |
| <b>CONTROLLER 2 TYPE</b><br><code>psx.beetle_psx_controller2</code>                | Same as above but for port 2.   | Same as above.   |




Other configuration settings must be configured from RetroArch's Quick Menu (Hotkey+)

## Libretro/PCSX ReARMed

[PCSX ReARMed](#) is an optimized PCSX fork for ARM based systems like the Raspberry Pi, but also works

on x86.


## Configuration

| ES option name and batocera.conf line                                    | Description  | Recommendation  |
|--|--|---|
| <b>SHOW BIOS BOOTLOGO</b><br><code>psx.show_bios_bootlogo</code>         | Shows the BIOS boot animation when starting the game. In PCSX ReARMed, this can cause some games to break when turned on.  | disabled PCSX uses an emulated BIOS by default, running <i>this</i> emulated BIOSs' animation can cause some games to malfunction. Games that require the proper BIOS animation require an official BIOS present. |
| <b>FRAMESKIP</b><br><code>psx.frameskip_pcsx</code>                      | Skip frames to improve performance. Can cause motion sickness if set to high values. Values: 0, 1, 2 or 3.   | 0, can cause motion sickness if set high. Only use if the game is unplayable without it.  |
| <b>ENHANCED RESOLUTION (SLOWER)</b><br><code>psx.neon_enhancement</code> | Enhancement. Doubles the internal rendering resolution. Extreme performance cost. Values: disabled, enabled or enabled_with_speedhack.   | disabled for native, enabled if your system is strong enough. enabled_with_speedhack is not recommended as it can cause glitches.   |
| <b>MULTITAP</b><br><code>psx.multitap_pcsx</code>                        | Enables multitap on the selected port. Values: disabled, port1, port2 or port12 for both ports.  | disabled, most games don't utilize multitap, but is generally safe to leave in port2.   |
| <b>ADDITIONAL GAME FIXES</b><br><code>psx.game_fixes_pcsx</code>         | Enables a per-game fix. Values: Capcom_fighting, Chrono_Chross, Dark_Forces, Diablo_Music, Lunar, InuYasha_Sengoku, Pandemonium or Parasite_Eve.   | Auto, as in erase the line. This shouldn't need to be changed if the game has been successfully scraped.  |
| <b>CONTROLLER 1 TYPE</b><br><code>psx.controller1_pcsx</code>            | Refer to <a href="#">Controls</a> . Values: 1 for digital, 261 for analog controller, 517 for dualshock controller, 260 for  Namco GunCon, 773 for  neGcon, 258 for  PlayStation Mouse. | 1 unless you know your game supports a later controller.  |
| <b>CONTROLLER 2 TYPE</b><br><code>psx.controller2_pcsx</code>            | Same as above but for port 2.  | 1 As above.   |

Other configuration settings must be configured from RetroArch's Quick Menu (Hotkey+.

## libretro/SwanStation

[SwanStation](#) is the libretro version of the standalone emulator [DuckStation](#).

SwanStation shares its configuration with [Duckstation](#), but omits `threaded_presentation`, `vsync`, `frameskip`, `region`, `custom_textures`, `rumble`, `digital_mode` and `multitap` (correct as of v31). These settings can still be adjusted with RetroArch's Quick Menu (Hotkey+.

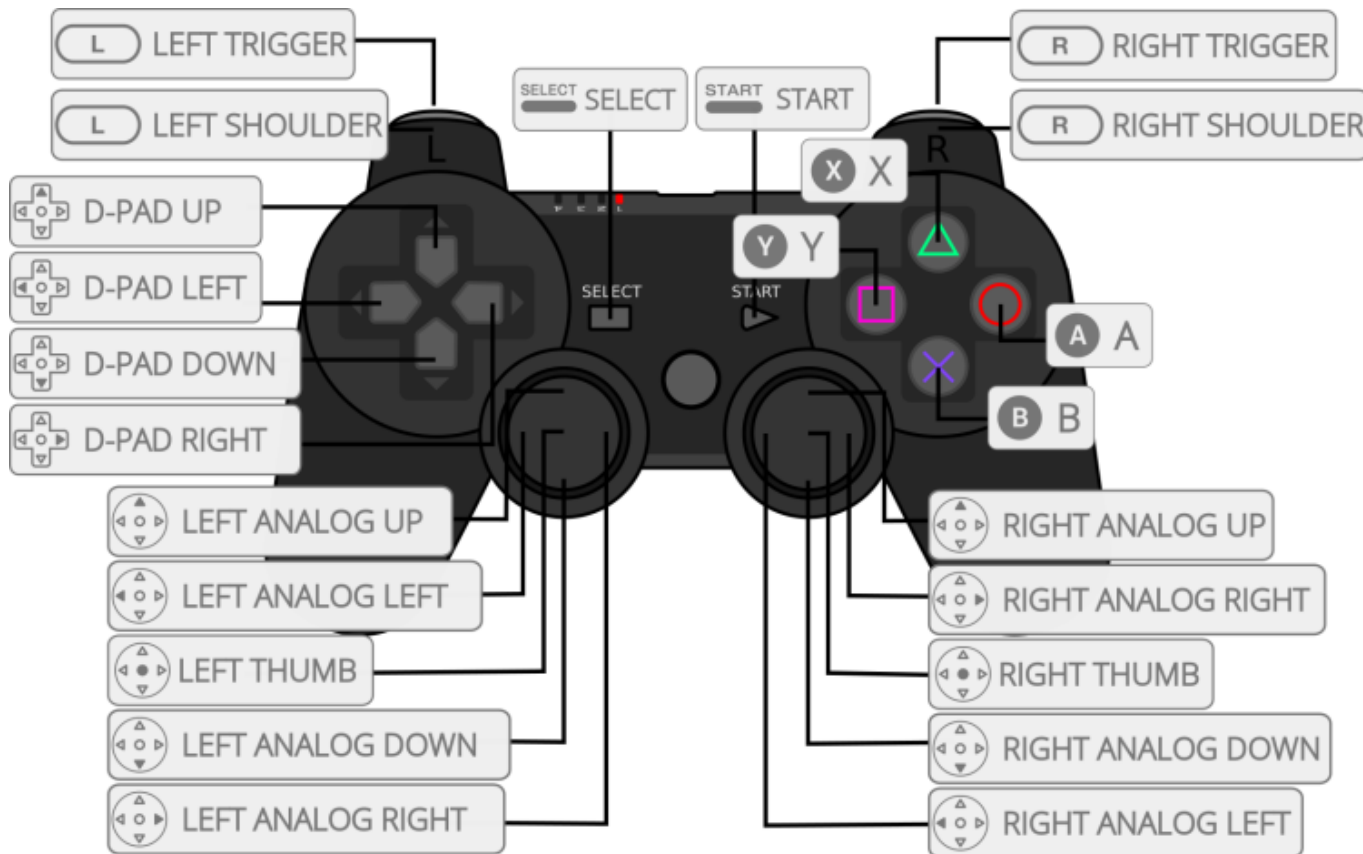
## Controls



The PlayStation had many types of controllers throughout its life, starting with the digital controller which only had a D-pad, face buttons and shoulder buttons, then the Analog controller which added two joysticks to the center and finally the DualShock which added vibration. A game needs to explicitly support a controller to function with it, most supported at least the digital controller. The Analog and Dualshock controller had an “Analog” button to switch between being its native self or a virtual digital controller so it could function with older games; this is generally not emulated yet so the best recommendation is to stick with digital controllers unless you know your game explicitly supports a later one. By default, Batocera will enable Joystick to D-pad so that the joystick will function as a virtual D-pad.

The PlayStation also had alternative controllers such as the dance mat (same as the digital controller) or the [analog joystick](#) (same as the analog controller). Other controllers such as the [Namco GunCon](#), the [neGcon](#) or the [PlayStation Mouse](#) would use their own interface, requiring the game to specifically support it.

The default button mapping to the PSX controller is as follows:



From: <https://wiki.batocera.org/> - **Batocera.linux - Wiki**

Permanent link: <https://wiki.batocera.org/systems:psx?rev=1631532726>

Last update: **2021/09/13 11:32**

