





Super Nintendo Entertainment System

The Super Nintendo Entertainment System (SNES), known as the Super Famicom in Japan, is a 16-bit fourth-generation home video-game console released by Nintendo on November 21, 1990 in Japan. Just like with the [NES](#), it was redesigned as the SNES and released one year later in August 23, 1991 in the US, retailing for \$199.99. The redesign wasn't as drastic as the original NES vs. Famicom, though the SNES version got a unique purple/pink color scheme for its controller's buttons, compared to the Super Famicom's red-yellow-blue-green color scheme. The PAL region uses the Super Famicom's console case and controller color scheme.



Batocera typically uses the Super Famicom's controller button layout when referring to generic controllers (A B X Y, Red Yellow Blue Green), however some may refer to them by their compass directions (East South North West,     respectively) to avoid [ambiguity with some other consoles](#).

Emulation for the SNES is extensive and very mature. Batocera features two (three if you count the weak-hardware optimized PocketSNES) hand-picked emulators and some of their forks.

This system scrapes metadata for the snes group(s) and loads the snes set from the currently selected theme, if available.

Grouped with the snes group of systems.

Quick reference

- **Emulator:** RetroArch
- **Cores available:** [pocketsnes](#), [snes9x_next](#), [snes9x](#), [bsnes](#), [bsnes_hd](#)
- **Folder:** /userdata/roms/snes
- **Accepted ROM formats:** .smc, .fig, .sfc, .gd3, .gd7, .dx2, .bsx, .swc, .zip, .7z

BIOS

No SNES emulator in Batocera needs the BIOS to run.

ROMs


Place your SNES ROMs in /userdata/roms/snes and your SNES MSU-1 smc or sfc ROMs in /userdata/roms/snes-msu1. ROMs can be compressed into zip or 7z files.

Emulators

RetroArch

[RetroArch](#) (formerly SSNES), is a ubiquitous frontend that can run multiple “cores”, which are essentially the emulators themselves. The most common cores use the [libretro](#) API, so that's why cores run in RetroArch in Batocera are referred to as “libretro/(core name)”. RetroArch aims to unify the feature set of all libretro cores and offer a universal, familiar interface independent of platform.

RetroArch configuration

RetroArch offers a **Quick Menu** accessed by pressing [HOTKEY] +  which can be used to alter various things like [RetroArch and core options](#), and [controller mapping](#). Most RetroArch related settings can be altered from Batocera's EmulationStation.


Standardized features available to all libretro cores: `snes.videomode`, `snes.ratio`, `snes.smooth`, `snes.shaders`, `snes.pixel_perfect`, `snes.decoration`, `snes.game_translation`

ES setting name batocera.conf_key	Description ⇒ ES option key_value
Settings that apply to all cores of this emulator	
GRAPHICS BACKEND <code>snes.gfxbackend</code>	Choose your graphics rendering ⇒ OpenGL <code>opengl</code> , Vulkan <code>vulkan</code> .
AUDIO LATENCY <code>snes.audio_latency</code>	Audio latency in milliseconds, turn it up if you hear crackles ⇒ 256 256, 192 192, 128 128, 64 64, 32 32, 16 16, 8 8.
THREADED VIDEO <code>snes.video_threaded</code>	Improves performance at the cost of latency and more video stuttering. Use only if full speed cannot be obtained otherwise. ⇒ On <code>true</code> , Off <code>false</code> .

libretro/bsnes

bsnes was originally a SNES emulator started on October 14th, 2004, known for being more accurate to the hardware than other emulators at the time. Eventually the project started including emulation of so many other systems that the bsnes name started to become misleading, renaming the project to higan in 2012. Higan was forked in 2018 to revive the SNES-focused bsnes emulator from the project, more in line with how it was back in 2004. This standalone implementation has been 'libretro-ized' to work with RetroArch.


libretro/bsnes configuration

All core related settings must be configured in RetroArch's Quick Menu (Hotkey+). This may change in the future.

libretro/bsnes_hd

A fork of the 2018 bsnes that adds various enhancements including HD Mode 7 (F-Zero tracks rendered in 4k! Doesn't upscale the textures themselves, just increases the viewport resolution), Widescreen support (best with the aforementioned HD Mode 7, but can also work with traditional 2D games) and others.

libretro/bsnes_hd configuration

All core related settings must be configured in RetroArch's Quick Menu (Hotkey+). This may change in the future.

libretro/snes9x

Snes9x is a mature SNES emulator that evolved from being a speed-focused Win95 standalone to one of the most accurate and performant current SNES emulators available. This is the libretro port of it.

libretro/snes9x configuration

ES setting name batocera.conf_key	Description ⇒ ES option key_value
Settings that apply to all systems this core supports	
REDUCE SPRITE FLICKERING (HACK, UNSTABLE) <code>snes.reduce_sprite_flicker</code>	Enhancement. The SNES has a limit of 32 sprites per line, flickering between them if that limit is exceeded. This setting removes that limit. No games particularly used this quirk, and thus enabling it is usually safe (albeit less authentic). Some games will crash with this enabled. ⇒ Off disabled, On enabled.
REDUCE SLOWDOWN (HACK, UNSTABLE) <code>snes.reduce_slowdown</code>	Enhancement. Overclocks the SNES's CPU to improve console-accurate lag. Very experimental. <code>light</code> for shorter loading times, <code>compatible</code> for improving game slowdown and <code>max</code> for demanding titles (Gradius 3, Super R-Type). Changing this can cause games to randomly crash! ⇒ Off disabled, <code>light</code> <code>light</code> , <code>compatible</code> <code>compatible</code> , <code>max</code> <code>max</code> .

ES setting name batocera.conf_key	Description ⇒ ES option key_value
SUPER-FX OVERCLOCKING <code>snes.overclock_superfx</code>	Enhancement. Overclocks the SuperFX chip to improve console lag. Settings under 100% can improve performance on weak devices. Very experimental. Changing this can cause timing errors. ⇒ 50% 50%, 60% 60%, 70% 70%, 80% 80%, 90% 90%, 100% 100%, 150% 150%, 200% 200%, 250% 250%, 300% 300%, 350% 350%, 400% 400%, 450% 450%, 500% 500%.
HI-RES BLENDING <code>snes.hires_blend</code>	Selects blending mode. Some games manipulated the blurriness of the interlaced analogue signal to create transparency effects (eg. Kirby's Dream Land, Jurassic Park). <code>merge</code> merges the colors of the pixels to create a cleaner looking transparency effect (though it technically means the transparent object is moved half a pixel, it's not really noticeable), <code>blur</code> uses bilinear filtering to achieve the same effect (but is more noticeable). Shaders can also simulate a similar effect. ⇒ Off disabled, Merge merge, Blur blur.
CONTROLLER 1 TYPE <code>snes.controller1_snes9x</code>	Select what controller is connected to port 1. ⇒ SNES Gamepad 1, SNES Mouse 2.
CONTROLLER 2 TYPE <code>snes.controller2_snes9x</code>	Same as above in addition to SNES Multitap, SuperScope, Konami Justifier or M.A.C.S. Rifle. ⇒ SNES Gamepad 1, SNES Mouse 2, SNES Multitap 257, Super Scope 260, Konami Justifier 516, M.A.C.S. Rifle 1028.
CONTROLLER 3 TYPE <code>snes.controller3_snes9x</code>	The Justifier had a special pass-through port which allowed daisy-chaining an additional controller. This was intended to allow up to two players for just the Konami Justifier lightgun games, but can also be used to attach another ordinary SNES Gamepad. ⇒ SNES Gamepad 1, Konami Justifier (P2) 772.

Other settings must be configured in RetroArch's Quick Menu (Hotkey+).

libretro/snes9x_next

A fork of Snes9x that includes some extra speed hacks to run full speed on weaker hardware, as well as including an overclocking option to increase FPS in games like Star Fox. This is the libretro port of it.

libretro/snes9x_next configuration

ES setting name batocera.conf_key	Description ⇒ ES option key_value
Settings that apply to all systems this core supports	

ES setting name batocera.conf_key	Description ⇒ ES option key_value
REDUCE SPRITE FLICKERING (HACK, UNSTABLE) snes.reduce_sprite_flicker	Enhancement. The SNES has a limit of 32 sprites per line, flickering between them if that limit is exceeded. This setting removes that limit. No games particularly used this quirk, and thus enabling it is usually safe (albeit less authentic). Some games will crash with this enabled. ⇒ Off disabled, On enabled.
REDUCE SLOWDOWN (HACK, UNSTABLE) snes.reduce_slowdown	Enhancement. Overclocks the SNES's CPU to improve console-accurate lag. Very experimental. Light for shorter loading times, compatible for improving game slowdown and max for demanding titles (Gradius 3, Super R-Type). Changing this can cause games to randomly crash! ⇒ Off disabled, light light, compatible compatible, max max.
SUPER-FX OVERCLOCKING snes.overclock_superfx	Enhancement. Overclocks the SuperFX chip to improve console lag. Settings under 100% can improve performance on weak devices. Very experimental. Changing this can cause timing errors. ⇒ 50% 50%, 60% 60%, 70% 70%, 80% 80%, 90% 90%, 100% 100%, 150% 150%, 200% 200%, 250% 250%, 300% 300%, 350% 350%, 400% 400%, 450% 450%, 500% 500%.
CONTROLLER 1 TYPE snes.controller1_snes9x	Select what controller is connected to port 1. ⇒ SNES Gamepad 1, SNES Mouse 2.
CONTROLLER 2 TYPE snes.controller2_snes9x	Same as above in addition to SNES Multitap, SuperScope, Konami Justifier(s) or M.A.C.S. Rifle. ⇒ SNES Gamepad 1, SNES Mouse 2, SNES Multitap 257, Super Scope 260, Konami Justifier 516, Dual Konami Justifiers 772.

Other settings must be configured in RetroArch's Quick Menu (Hotkey+.

libretro/pocketsnes

Also known as Snes9x 2002, Pocket SNES is a lightweight but inaccurate libretro core available only on weaker systems. Notable for the standalone version running (albeit poorly) on the [GBA](#) of all things. You can run this emulator in the GBA emulators!

libretro/pocketsnes configuration



SNES MSU-1



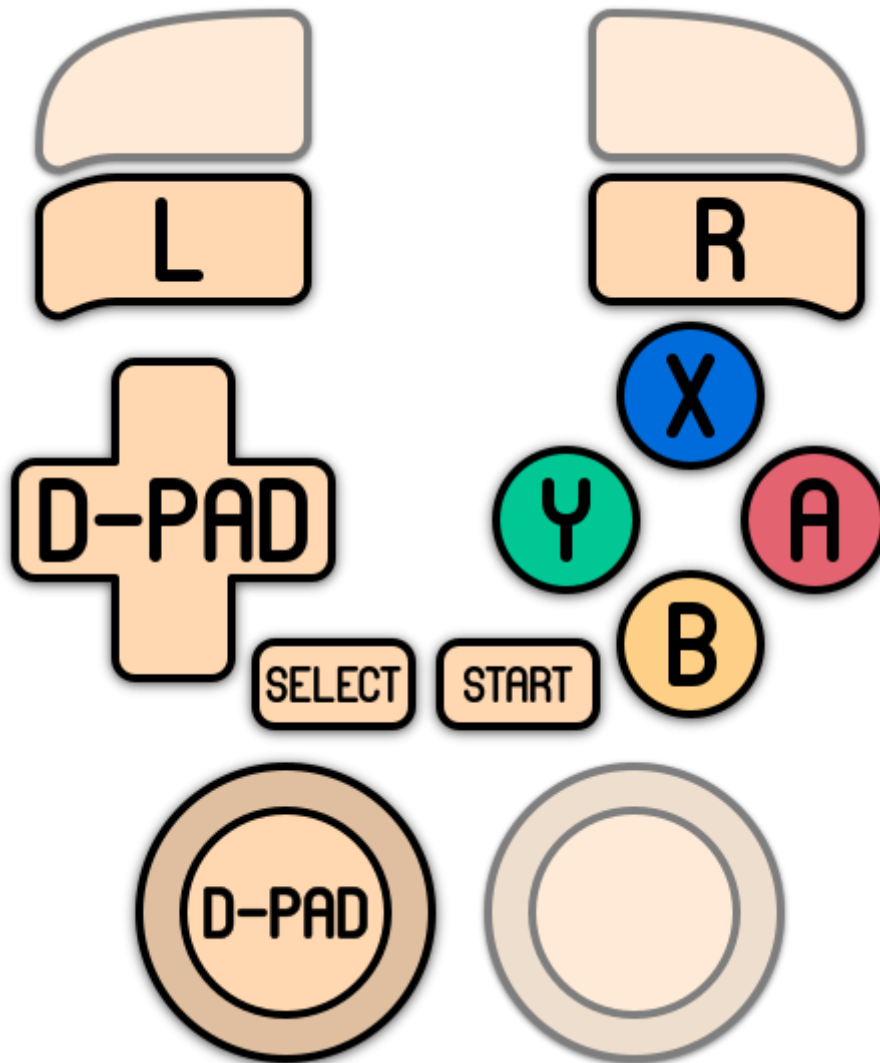
There was going to be a disc-based add-on for the SNES just like the original Famicom's Disk System add-on. Nintendo was going to collaborate with the small and local but well-known hardware manufacturer Sony at the time, and despite getting far into the development phase, the project was cancelled due to licensing disagreements. [I wonder what Sony did with that disc-based video-game console prototype they were working on?](#)

Although a prototype unit was discovered and repaired, it wasn't finished and had severe limitations. The MSU-1 is a fan-made custom hardware specification to emulate what would be believed to be capable of the ill-fated SNES-CD. It's even compatible with a real SNES!

Of course, no commercial games have been released for the SNES MSU-1, but there have been romhacks and fan-patches that can utilize it. Place your patched roms into the roms/snes -msu1 folder to add them. They'll even get their own system entry (though most themes don't seem to support it yet), which you can group with the SNES system using custom collections. The PocketSNES emulator doesn't support MSU-1 patched ROMs.

Controls

Here are the Super Nintendo Entertainment System's controls shown on a [Batocera Retropad](#):



Troubleshooting

For further troubleshooting, refer to the [generic support pages](#).

From: <https://wiki.batocera.org/> - **Batocera.linux** - Wiki

Permanent link: <https://wiki.batocera.org/systems:snes?rev=1637650095>

Last update: **2021/11/23 06:48**

