

we begin with

Some suggestions

- Themename
- Authorname
- Link to author? (needed?)
- System List View → themename_system
- ROM List View → themename_list
- GRID List View → themename_grid
- Resolution 1920x1080

BATOCERA Themes List

```





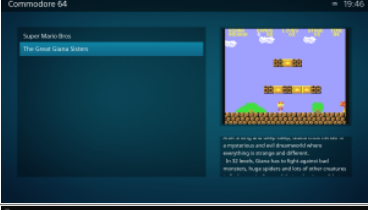
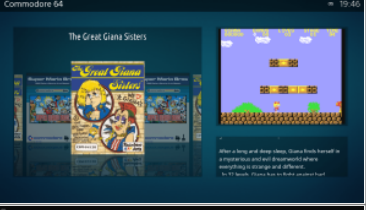

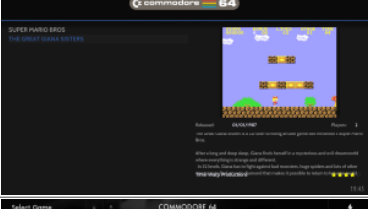
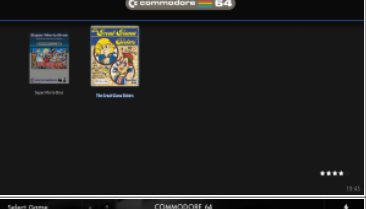

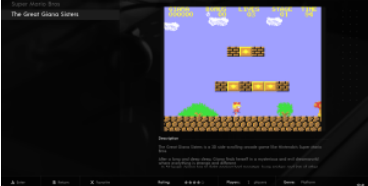

|..THEMENAME..|..AUTHORNAME..|..{{ :themes:THEMNAME_system.png?nolink&400
|}}..
{{ :themes:minimal_system.png?300 |}}           --> will view in media
manager
{{ :themes:minimal_grid.png?nolink&300 |}}       --> will just show
{{ :themes:minimal_list.png?direct&300 |}}       --> full resolution

```

Decide? Used the first option

Authorname [[<https://github.com/repro/project>|AUTHORNAME]]

Theme	Author	System List View	ROM List View	ROM Grid View
Alekfull	fagnerpc (mod. by jdorigao)			
Alekfull Bello-Cobalto	RetroHursty69			
Art-Book	anthonyaccese			
Ckau-Book	CkauNui			

Theme	Author	System List View	ROM List View	ROM Grid View
DragonBall TMCTV	TMCTV			
Minimal	liibud (mod. by fabricecaruso)			
Carbon	fabricecaruso			
EpicNoir	c64-dev			

BATOCERA Themes - Serverlist

A-starwars-theme	https://github.com/soaremicheledavid/ES-A-StarWars-Theme
A-touch-of-glass	https://github.com/Scotty-Retro/ES-Theme-A-Touch-of-Glass
AX-SlideMix	https://github.com/soaremicheledavid/ES-Theme-AX-SlideMix
AI-Hypertocera	https://github.com/TheMiniCakeTV/AI-HYPERTOCERA-THE-MINI-CAKE-TV
Alekfull-NX	https://github.com/fagnerpc/Alekfull-NX
Animatics-DX	https://github.com/Snapouille/es-theme-Animatics-DX
Animetaverse	https://github.com/riofriz/es-theme-animetaverse
Arcadeplanet	https://github.com/EvilDindon/ES-THEME-ARCADEPLANET
Art-Book-Next	https://github.com/anthonycaccese/art-book-next-es
Artflix	https://github.com/fagnerpc/Alekfull-ARTFLIX
Artflix-Cobalto	https://github.com/galisteogames/ARTFLIX-Cobalto
Atlas-es	https://github.com/mirko93s/atlas-es
Batocera-Club-Reloaded	https://github.com/lehcimcramtrebor/es-theme-batocer-club-reloaded
BichromaticPads	https://github.com/DarrenCarol/Bichromatic-Pads
BrowBows-Heder	https://github.com/hedergim/es-theme-BrowBows-Heder
Canvas	https://github.com/Siddy212/canvas-es
CarbonX	https://github.com/soaremicheledavid/ES-Theme-CarbonX
Ckau-Book	https://github.com/CkauNui/ckau-book
CleanUI	https://github.com/Kikk0s/CleanUi
Colorful-Simplified	https://github.com/anthonycaccese/colorful-simplified-es
ComicScrap	https://github.com/lehcimcramtrebor/es-theme-comicscrap
ComicScrapV2	https://github.com/lehcimcramtrebor/es-theme-ComicScrapV2
DarkGames	https://github.com/GoldenGames320/es-theme-DarkGames

DynamicBox	https://github.com/JandersonJS/DynamicBox
EpicNoir	https://github.com/c64-dev/es-theme-epicnoir
Es-theme-Reload	https://github.com/RobG66/es-theme-RELOAD-
Es-theme-RBHS	https://github.com/Rogério848484/es-theme-RBHS
FakeXMB	https://github.com/JandersonJS/FakeXMB
Fanartstar	https://github.com/BobMoraneRetro/one4all4one-fanartstar-bobmorane
Forever	https://github.com/lehcimcramtrebor/es-theme-forever
GPI-Next-Pixel	https://github.com/SamYStudio/es-theme-next-pixel
GPI-Super-Retroboy	https://github.com/KALEL1981/es-theme-Super-Retroboy
Hexa	https://github.com/lehcimcramtrebor/es-theme-HEXA
Hexa-handheld	https://github.com/lehcimcramtrebor/es-theme-HEXA-HANDHELD
Hursty-ArcadeParadise	https://github.com/RetroHursty69/RetroBat-ArcadeParadise
Hursty-ComicPop	https://github.com/RetroHursty69/RetroBat-ComicPop
Hursty-CosmicRise	https://github.com/RetroHursty69/Retrobat-CosmicRiseRB
Hursty-Crescendo	https://github.com/RetroHursty69/Retrobat-Crescendo
Hursty-HeyChromey	https://github.com/RetroHursty69/Retrobat-HeyChromeyRB
Hursty-Monochrome	https://github.com/RetroHursty69/Retrobat-Monochrome
Hursty-SuperSweet	https://github.com/RetroHursty69/Retrobat-SuperSweetRB
Hursty-Uniflyered	https://github.com/RetroHursty69/Retrobat-UniflyeredRB
HUDGEM	https://github.com/lehcimcramtrebor/es-theme-HUDGEM
Hyperbat	https://github.com/BobMoraneRetro/one4all4one-hyperbat-bobmorane
Hypermax-Plus-PixN	https://github.com/PixelNostalgia/Hypermax-Plus-PixN
Iconic-ES	https://github.com/Delgan/iconic-es
Immersive	https://github.com/DarrenCarol/Immersive
Knulli	https://github.com/symbuzzer/es-theme-knulli
Maximusbat	https://github.com/MIKCPU/Maximusbat-theme
Meringue_Knulli	https://github.com/kthod861/Meringue_Knulli
Minima	https://github.com/soaremicheledavid/ES-Theme-MINIMA
Minimal	https://github.com/crcerror/es-theme-minimal
Neon-Blast	https://github.com/Scotty-Retro/Neon-BlastV1
NESiCAXLive	https://github.com/BobMoraneRetro/one4all4one-NESiCAXLive-bobmorane
Neutral	https://github.com/Mattersons/es-theme-neutral
Next-Level-Remix	https://github.com/ordovice/es-theme-next-level-remix
Nomado-DX	https://github.com/Snapouille/Nomado-DX
OmegaDrive	https://github.com/Arcanthur/OmegaDrive
P-10-menu	https://github.com/anthonycaccese/p-10-menu-es
Piboy-BT	https://github.com/Kikk0s/Piboy_BT
PiStation-X	https://github.com/JandersonJS/es-theme-PiStation-X
Platform	https://github.com/lehcimcramtrebor/es-theme-platform
Playstation-X	https://github.com/pajarorrojo/es-theme-PlayStation-X
Pulse	https://github.com/complicatiion/batocera_pulse_theme
RCBX	https://github.com/lehcimcramtrebor/es-theme-RCBX
RetroFix	https://github.com/20GotoTen/es-theme-retrofix
RetroFix-Mini	https://github.com/20GotoTen/es-theme-retrofix-mini
Retrorama-CE	https://github.com/lipebello/es-theme-retrorama-ce
Riescade	https://github.com/marcoriesco/riescade_platform

RVGM	https://github.com/Darknior/RVGM-BT-Theme
Sheezie2Clean	https://github.com/Sheezie/Sheezie2Clean
SimpleLife	https://github.com/DarrenCarol/Simple_Life
Techdweeb	https://github.com/anthonymaccese/techdweeb-es
Theme-basic	https://github.com/lehcimcramtrebor/es-theme-basic
Tiled	https://github.com/GeekRhapsody/es-theme-tiled

Script for Screenshots

This script works for Raspberr Pi only.

[pishoot.sh](#)

```
#!/bin/bash
res_height=1080
res_width=1920
saveplace="$HOME"
compression=6          #level from 0 to 9

mkdir -p "$saveplace"

read -p "Enter name of theme now: " theme_name
[[ -z $theme_name ]] && echo "Not nice ..." && exit

cat << _EOF_

We create 3 files now
1. ${theme_name}_system -> For main system view
2. ${theme_name}_list   -> For the ROMs list menu
3. ${theme_name}_grid   -> For the ROMs grid view

These Pictures will be saved into directory
$saveplace

Select the view for ES (system, list and grif)
So press a ENTER to create the pictures.
_EOF_

for i in system list grid; do
    read -p "If you are ready then press ENTER for screenshot:
    ${theme_name}_${i}.png"
    raspi2png -p "${saveplace}/${theme_name}_${i}.png" -d 1 -h
    $res_height -w $res_width -c $compression
done
```

From:
<https://wiki.batocera.org/> - **Batocera.linux** - Wiki

Permanent link:
<https://wiki.batocera.org/themes?rev=1586972935>

Last update: **2020/04/15 17:48**

