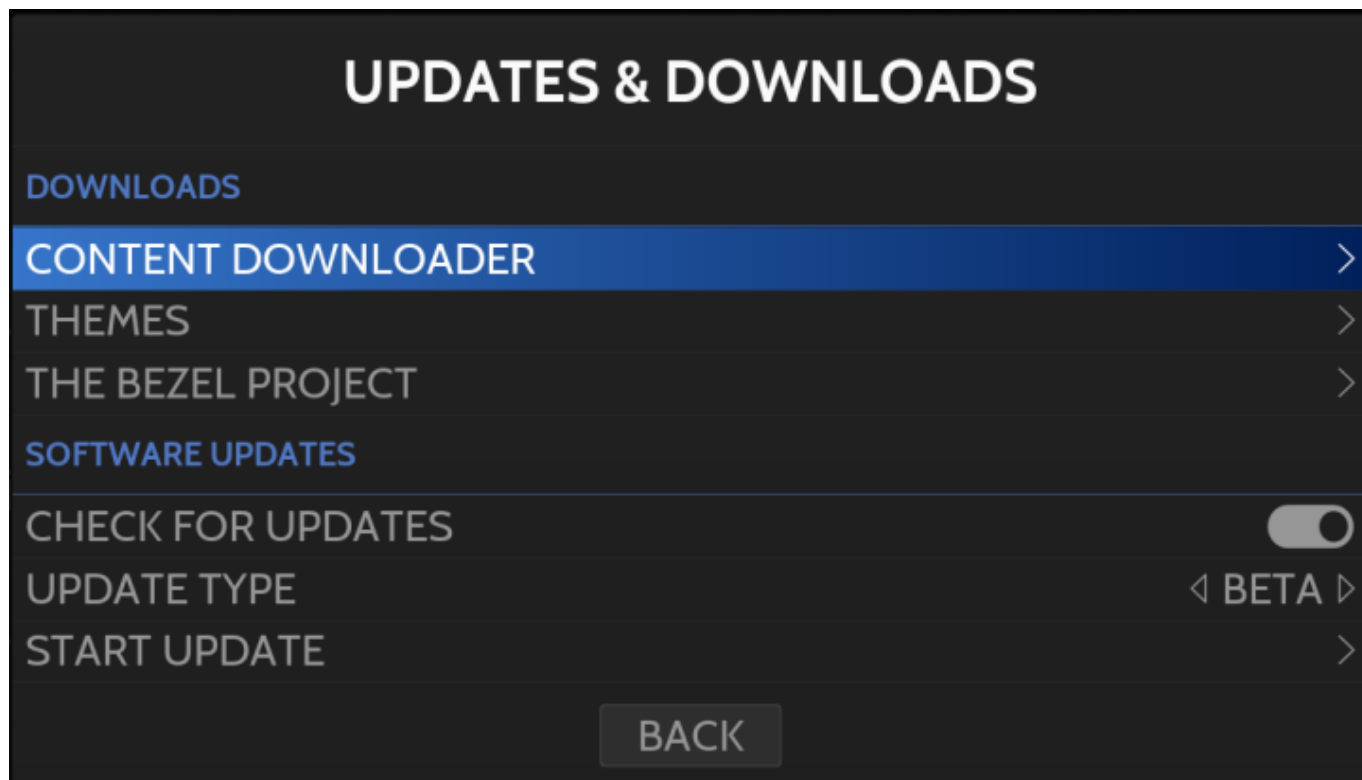


Updates & Downloads

This menu allows you to download freely distributed content for Batocera and stay up to date! Perhaps you could use it to test games for certain systems? It can be accessed by pressing [START] from the system list or any game list in [EmulationStation](#) and navigating to **Updates & Downloads**.



Here are its options:

- *Downloads*
- **Content Downloader** Starting with Batocera 5.27, you can have access to an online Batocera “store” where you can find freely distributed ROMs, bezels, music themes... and many other enhancements for your system - it relies on the powerful [pacman Package Manager](#) for easy upgrades and removals. You can update all installed content here as well!
- **Themes** In case you want to [change the look of EmulationStation](#) for your install.
- **The Bezel Project** So that you can select “The Bezel Project” in the list of [preset decorations and bezels](#).
- *Software Updates*
- **Check for Updates** Will display a pop-up window when an update becomes available for your update type (below).
- **Update Type** “Stable” for new major releases, “Beta” or “Butterfly” for the fearless; help us debug Batocera! More information on differences between stable and beta/Butterfly versions is [available on this page](#).
- **Start Update** Do an update right now (if available)!

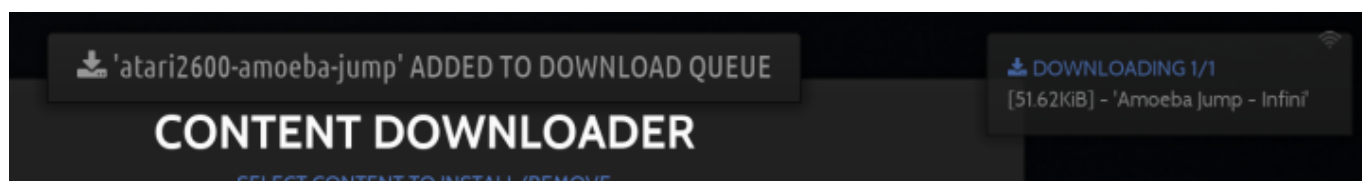
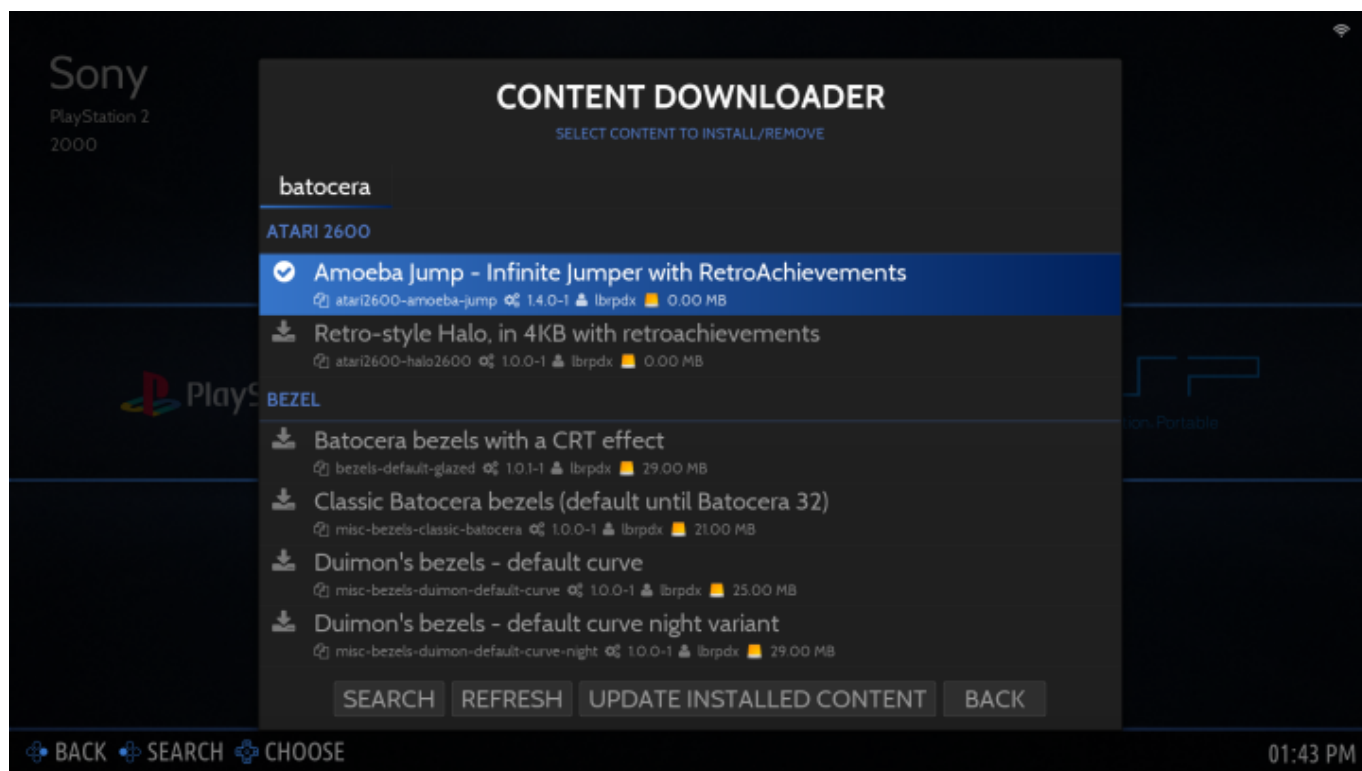
New major versions of Batocera are released semi-regularly, providing bug fixes, new features/systems and performance upgrades.

When downloading new themes and bezels, or even when scraping your games, you can see a pop-up


window usually on the upper right corner of your screen. You can see the progress of the download tasks: those tasks are processed in the background, which means that you can play your games while your downloads are processed in the background (there may be frame skips as files are processed)!

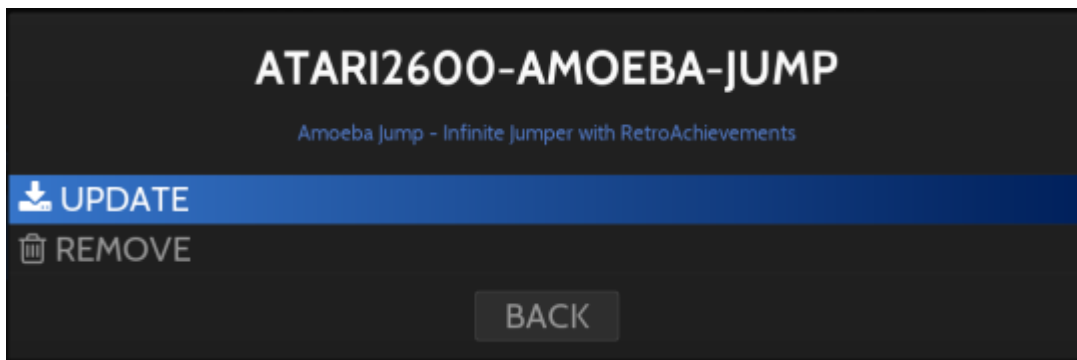


If you have manually set up symlinks to replace some of your folders (for example, /userdata/roms/nes is a link to another folder), downloading something to it using the content downloader will actually remove the link and replace it with an empty folder before putting the content in it, only the link is removed, not the initial content. As mentioned in [this issue on github](#).



Although it is possible to queue multiple operations at once, it is not advised to do so as operations that may conflict with each other could cause issues. To be on the safe side, only download one thing at a time.

Packages can also be updated or removed here, simply hover over a package you've already installed and press  to bring up a submenu.



This ends the basic introduction of updates & downloads. For those who are interested in the technical details, read the [Pacman page](#).

Troubleshooting

Nothing is loading in the content downloader/themes menu

It is possible that the current date and time is set incorrectly. This can be adjusted by running `date -s` in [the terminal](#).

If also booting Windows on the same machine, you may also need to [fix the way Windows interacts with the RTC](#).

From:
<https://www.wiki.batocera.org/> - **Batocera.linux - Wiki**

Permanent link:
https://www.wiki.batocera.org/updates_and_downloads

Last update: **2024/08/06 06:27**

